

# How to Listen to WIXY1260Online


## Contents

Listen On Your Computer .....	2
Listen On Your Smartphone or Tablet PC .....	2
WIXY1260Online Mobile App .....	2
TuneIn Radio .....	3
Listen On Internet Radio Players .....	3
Reciva .....	3
Sonos .....	3
Listen On Smart TV Devices .....	3
Apple TV .....	3
Roku TV & Smart TVs .....	3
Listen On Stereo Receivers .....	4
Bluetooth .....	4
Auxiliary Jacks .....	4
Personal FM Radio Transmitter .....	4
Listen on Gaming Consoles (Like Sony PlayStation) .....	4
Listen on Home Assistant Devices .....	5
Google Home .....	5
Amazon Echo “Alexa” .....	5
Notes .....	6

## Listen On Your Computer

(Mac or PC)

Follow the listen links on our Listen page at [www.wixy1260online.com/listen.html](http://www.wixy1260online.com/listen.html). To function properly, you should ensure your browser is up to date. (We never require or use your personal data to listen.)



## Listen On Your Smartphone or Tablet PC

WIXY1260Online Mobile App



1. Download our mobile app FREE from your device's app store
    - a. iTunes (Apple/iPhone),
    - b. (Android) Google Play, or
    - c. the Amazon App Store, then...
  2. Search for "WIXY1260Online".
  3. Open the app and it will tune you into our music stream (note: some phones will require you to press the Play button in bottom center of the app.)
- *Our propriety streaming format means our mobile apps are power, data, and privacy friendly (meaning you won't burn through your mobile data or kill your battery like many other apps, and we never collect your data on your mobile phone or your location) while maintaining the highest quality audio in the industry!*

## TuneIn Radio



1. Download TuneIn Radio, available FREE from the (Apple) App Store or (Android) Google Play store.
  2. Launch app, tap "Browse" and then do a search for "WIXY1260Online".
  3. Listen and enjoy!
    - a. Don't forget to 'favorite' us for easy listening access!
- *TuneIn Radio can also be used on several other internet connected devices which can, in turn, enable you to listen to WIXY1260Online! Visit the TuneIn website for more details and instructions at <https://tunein.com/>*

## Listen On Internet Radio Players

### Reciva



1. Unfortunately, as of early 2022, the primary internet radio service has gone out of business leaving us no way to update our streaming data for internet radio player users.

### Sonos



1. Access the Sonos software Control Panel
2. Add the iTunes or TuneIn service to your player and login.
3. Search for WIXY1260Online within the app of your choice and begin playing.
4. More instructions at <http://www.sonos.com/support?r=1>

## Listen On Smart TV Devices

### Apple TV



Add the TuneIn Radio or radio.net app and locate it from the device menu and search for "WIXY1260Online".

### Roku TV & Smart TVs



Simply add the TuneIn Radio app to the Roku player or your Smart TV then search and add WIXY1260Online.

If your Roku does not include a TuneIn, go to the Roku Channel Store and add the FREE TuneIn app to your device. The app can be found under the Music category. Open TuneIn on your device and go to 'Settings'. A registration code will be provided. Once you've received your registration code, log into your TuneIn account at TuneIn.com on a computer. Open the user menu on the top right corner of the screen and select 'My Info'. Choose the 'Devices' tab. Enter the registration code and 'Add'. More help at: <http://help.tunein.com/customer/portal/articles/920789-how-do-i-set-up-my-tunein-account-on-my-roku-player->

## Listen On Stereo Receivers

LISTEN in your home or in your car through your stereo!



### Bluetooth

Many newer cars now offer Bluetooth compatibility to smartphones. Simply pair your smartphone with your car's Bluetooth system per your vehicle's instructions found in the owners' manual. Additionally, most automotive and electronics stores carry in-vehicle radios and entertainment systems with built-in Bluetooth technology.

### Auxiliary Jacks

Many automobiles and home stereo receivers have an "AUX" (auxiliary audio jack) input, which allows you to run an auxiliary cable from the headphone jack of your smartphone directly into the AUX IN of the home or car audio system.

### Personal FM Radio Transmitter


If you only have a standard AM/FM/CD/Cassette receiver, small wireless FM transmitters can transmit an FM signal from the headphone jack of your smartphone, laptop or tablet to your radio a short distance at a specified frequency. These devices are relatively inexpensive and can be found at most retail/online stores selling electronics.

## Listen on Gaming Consoles (Like Sony PlayStation)



Many gaming consoles support web browsing and listening to internet radio streams. Visit the [Listen](#) page of WIXY1260Online.com and click the Listen Now or Listen Live button.

## Listen on Home Assistant Devices



LISTEN on your favorite digital assistant devices like Amazon Echo (“Alexa”) and Google Home. Download or select the Tune-In Radio App from the device manager, then open Tune-In player, add WIXY1260Online as a favorite and press play. Additional instructions and details can be found on the device’s website.

### Google Home

You can pair your smartphone or tablet computer with Bluetooth to your Google Home speaker device and listen using the free WIXY1260Online mobile app or the listen links on our website’s [Listen](#) Page.

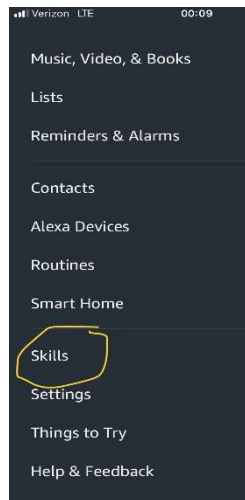
### Amazon Echo “Alexa”

1. From your Amazon Alexa App, open the Menu.
2. Select Skills from the options shown in the Menu.
3. From the Search bar type "wixy 1260 online".
4. From the “WIXY 1260 Online” Skill, click “Enable”, and BOOM THE FUTURE OF RADIO IS NOW!
5. After your skill is enabled, it's as simple as saying "Alexa, Ask W. I. X. Y. Twelve Sixty Online to Play Live".
  - a. Action words "play" and "launch" work as well!
  - b. Now your Alexa device is ready to bring you the internet's best oldies station, WIXY1260Online!

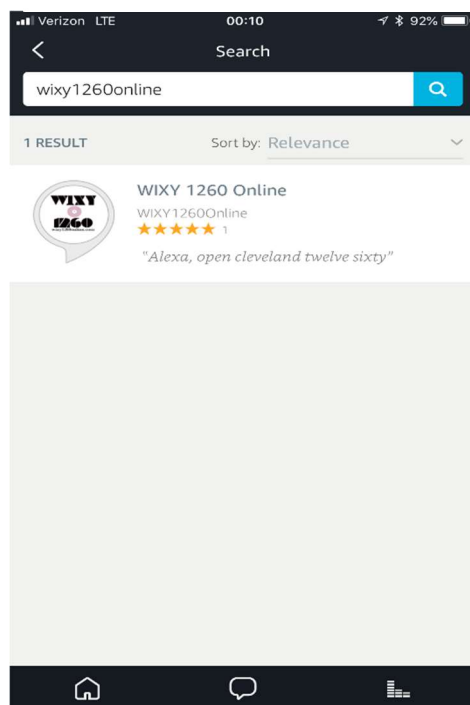
#### 1 ALEXA APP MENU



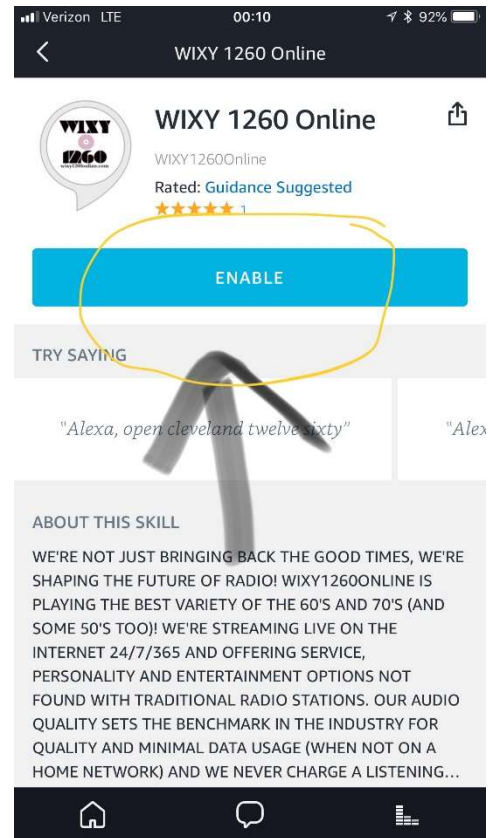
#### 4 OPTIONS MENU



#### 3 SKILLS SEARCH WINDOW



#### 2 SKILL ENABLE WINDOW



## Notes

- If one stream is not responding, it may be full, please try another option.
- If a stream doesn't work for you on our website it could be due to a slow internet connection, low computer memory or outdated software - please go to our Support page for info on our current streams status or to request assistance. (Note: known listening issues with Adobe Flash & Internet Explorer are discussed there.)
- Our High Efficiency AAC stream uses very little data on your smartphone (using our Mobile App or another app like tune-in radio), important when you're not on a wi-fi network.